

SAP Fiori UX Design and Build Assignment – ‘SOMMELIER’

Note: Based on Bob Caswell's answer to the 'Some queries on Design and Build Challenge' question, the assignment does not necessarily have to be based on SAP scenario/SAP transactions, but it can also involve consumer-like experiences like shopping or games.

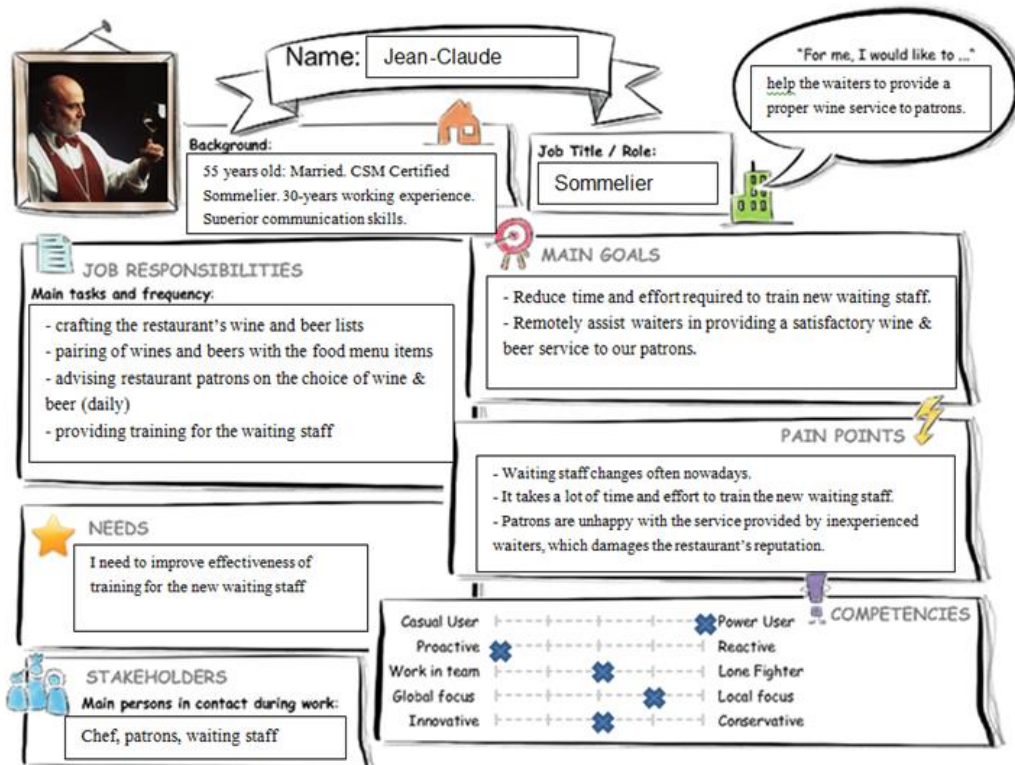
Story

Pairing food items with wine or beer is a sophisticated task and a high-quality wine & beer service is crucial to the reputation of any fine restaurant. The professional sommelier and beer cicerone (guide) is working closely with the culinary team, and is also responsible for training the restaurant staff.

The ‘Sommelier’ application is targeted for the hospitality industry - specifically for the restaurants. It will serve the sommelier, greatly reducing his effort in providing basic training to the waiting staff. It will be used on a daily basis by the waiters, helping them in providing a proper wine & beer service based on the recommendations of the restaurant's sommelier.

The application will have a simple, coherent and effective interface, allowing a new user to become familiar with it in a matter of minutes. It will display the lists of wines and beers that best complement each food menu item, along with the ratings filled-in by the sommelier. It will also show the details of a selected wine, including its review and other characteristics, so that the wine can be chosen based on the taste and budget preferences of the patron. With the help of this app a new waiter can feel like a pro on his first day of work. The sommelier will also feel good, knowing that the waiters are able to provide satisfactory service when he is not available on the floor of the restaurant to advise the patrons personally.

Persona



Current User Experience Journey

Duration of the Journey: about 2 months



Mock Up (prepared using the SAP Fiori Prototyping Kit)

Fig.1 - Searchable list of food menu items with details of a selected item shown on the 'Info' tab: the item category (Main/Antipasti/Dessert), price, main ingredient, plus the allergy warning/diet indicators. The number of matching wines/beers is shown next to the Wines/Beers icon.

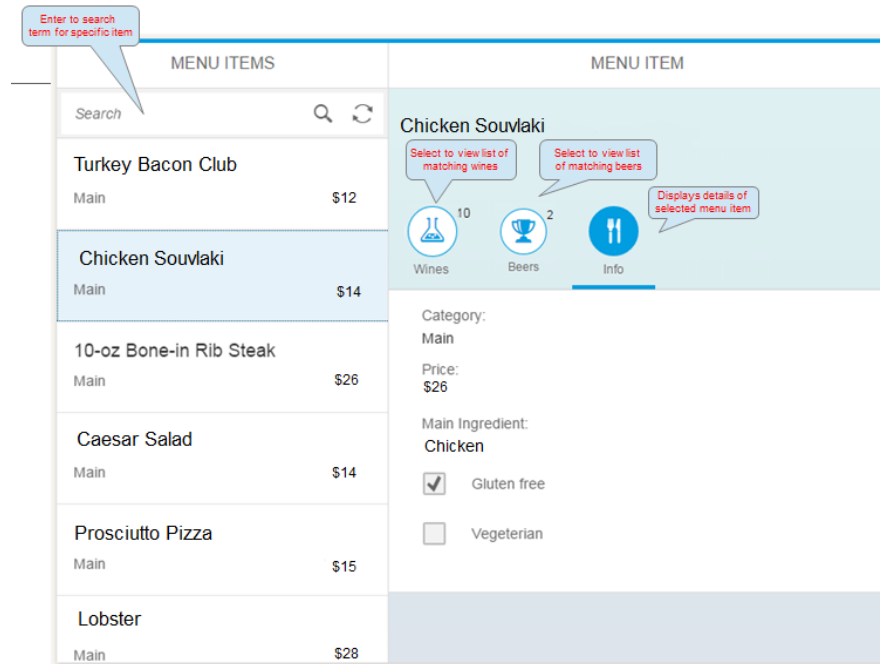


Fig.2 – List of matching wines, sorted in a descending order by custom rating assigned to a particular food-wine pairing. The user can navigate from this list to the Wine Details view.

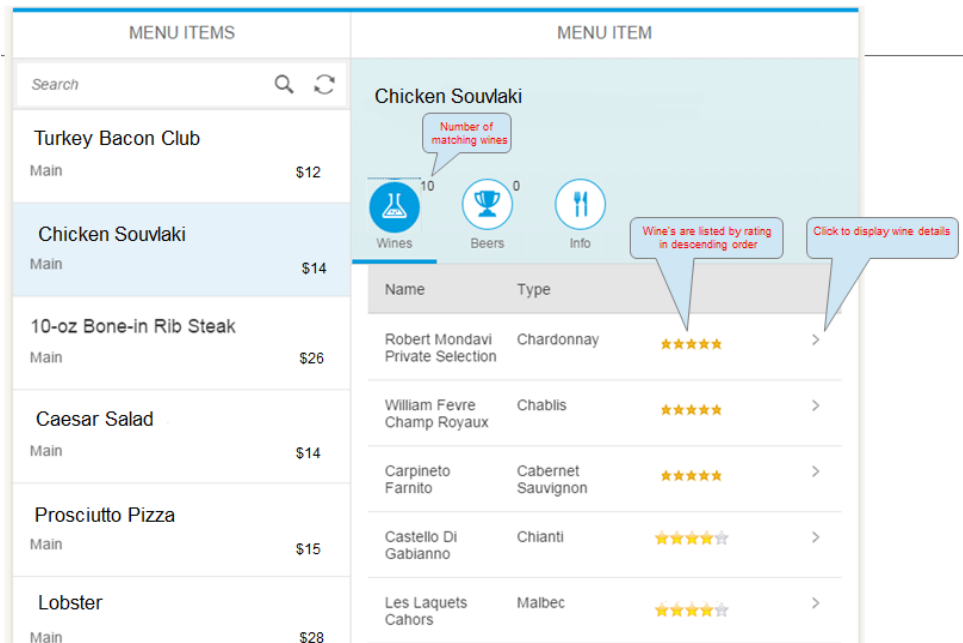


Fig.3 – The Wine Details view shows the details of a selected wine, including the price per glass and per bottle, points awarded by the 'Wine Spectator' magazine, plus the optional review. The back arrow takes the user back to the list of wines.

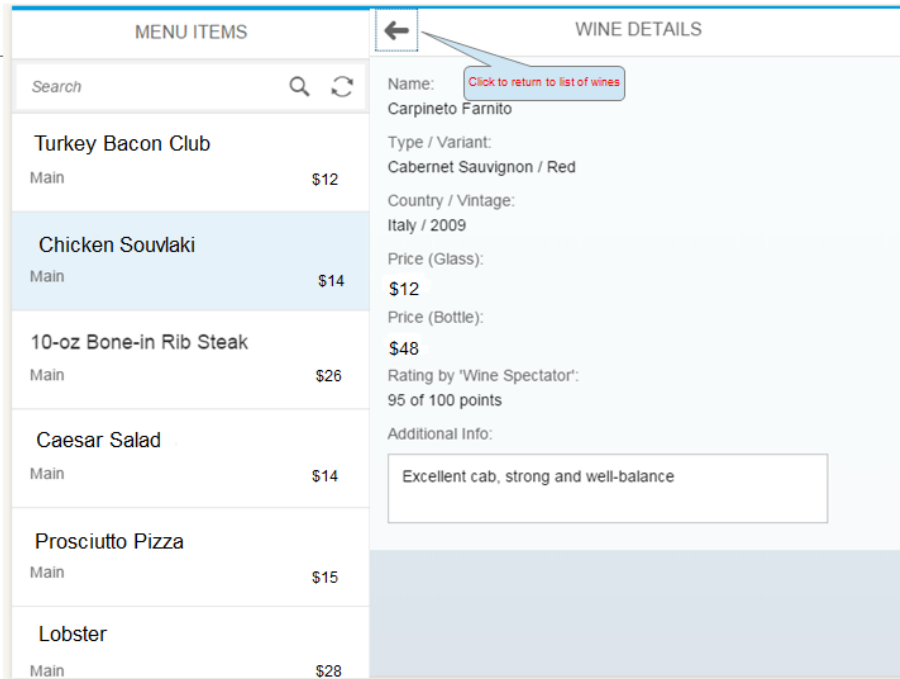
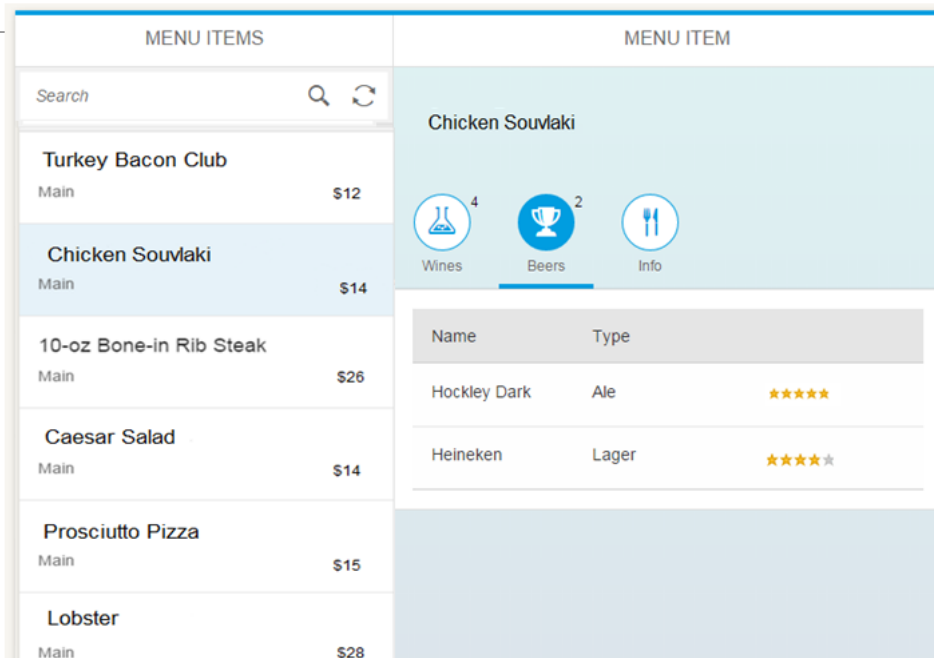


Fig.4 – List of matching beers, sorted in a descending order by custom rating assigned to a particular food-wine pairing.



Implementation in SAP Web IDE

All design components were implemented.

1. Prepared *schema_file_wineandfood.edmx* EDMX file using OData Model Editor, based on the SAP Sales Order schema. The WINEANDFOOD data model comprises 3 collections: Menu, Wines and Beers:




```
<EntitySet Name="Menu" EntityType="WINEANDFOOD.MenuItem" sap:content-version="1"/>
<EntitySet Name="Wines" EntityType="WINEANDFOOD.Wine" sap:content-version="1"/>
<EntitySet Name="Beers" EntityType="WINEANDFOOD.Beer" sap:content-version="1"/>
```




2. Created project **sommelier** from the **SAP Fiori Master Detail Application Template**, selecting file *schema_file_wineandfood.edmx* from a local workspace as a source.
3. Enhanced the application to a 3-tabs Master-Detail-Detail, using the Code Editor and Layout Editor:
 - Added another tab to the Icon Tab Bar control in Detail view and changed icons for 'Wines' and 'Beers' tabs to more suitable ones.
 - Tab 'Info' contains a Simple Form control filled with the details of a food menu item selected from the master list, including Check Box controls.
 - Tabs 'Beers'/'Wines' contain Table controls with a list of beers/wines matching the selected food menu item. The filter, based on the *MenuItemId* parameter passed from the Master view, is applied in Detail controller. The lists are sorted by rating (shown using the Rating Indicator control) in a descending order. The number of matching beers/wines (set in the Detail controller) is shown next to the respective tab icon.Code snippet from Detail.controller.js - function *onRouteMatched* which is filtering the lists of wines and beers and sets the matching beers/wines counters.






```
var oIconTabBar = oView.byId("idIconTabBar");
oIconTabBar.getItems().forEach(function(oItem) {
    if(oItem.getKey("") !== "selfInfo"){
        var oTable = oItem.getContent()[0];
        var oBinding = oTable.getBinding("items");
        var oFilter = new sap.ui.model.Filter("MenuItemId", "EQ", sMenuItemId);
        oBinding.filter([oFilter]);
        oItem.setProperty("count",oBinding.getLength());
    }
});
```



- A new **SAPUI5 View** component was created with a Simple Form content which shows the details of a selected wine, including the wine review in the Text Area. The Back Arrow takes the user back to the list of wines.
4. Sensible mock data files (MenuItem.json, Beer.json, Wine.json) were entered using the Mock Data Editor.

Screenshots from the Application Preview:

MENU ITEMS	MENU ITEM
<input type="text" value="Search"/> 🔍 ↻	<h3>Lobster al Forno</h3> <div style="display: flex; justify-content: space-around;"> <div style="text-align: center;">  6 Wines </div> <div style="text-align: center;">  2 Beers </div> <div style="text-align: center;">  Info </div> </div> <hr/> <p>Category: Main</p> <p>Price: 23.95 \$</p> <p>Main Ingredient: Seafood</p> <p><input checked="" type="checkbox"/> Gluten free</p> <p><input type="checkbox"/> Vegetarian</p>
10-oz Bone-in Rib Steak Main 22.5 \$	
Lobster al Forno Main 23.95 \$	
Osso Buco Main 14.65 \$	
Chicken al Malatone Main 13.95 \$	
Rigatoni Pomodoro Main 9.95 \$	
⚙️	

MENU ITEMS	MENU ITEM									
<input type="text" value="Search"/> 🔍 ↻	<h3>Lobster al Forno</h3> <div style="display: flex; justify-content: space-around;"> <div style="text-align: center;">  6 Wines </div> <div style="text-align: center;">  2 Beers </div> <div style="text-align: center;">  Info </div> </div> <hr/> <table border="1"> <thead> <tr> <th>Name</th> <th>Type</th> <th></th> </tr> </thead> <tbody> <tr> <td>Flyig Monkeys Amber</td> <td>Ale</td> <td>★★★★★</td> </tr> <tr> <td>Amstel Light</td> <td>Lager</td> <td>★★★★☆</td> </tr> </tbody> </table>	Name	Type		Flyig Monkeys Amber	Ale	★★★★★	Amstel Light	Lager	★★★★☆
Name		Type								
Flyig Monkeys Amber		Ale	★★★★★							
Amstel Light		Lager	★★★★☆							
10-oz Bone-in Rib Steak Main 22.5 \$										
Lobster al Forno Main 23.95 \$										
Osso Buco Main 14.65 \$										
Chicken al Malatone Main 13.95 \$										
Rigatoni Pomodoro Main 9.95 \$										
⚙️										

MENU ITEMS	MENU ITEM																								
<p>Search  </p> <p>10-oz Bone-in Rib Steak Main 22.5 \$</p> <p>Lobster al Forno Main 23.95 \$</p> <p>Osso Buco Main 14.65 \$</p> <p>Chicken al Malatone Main 13.95 \$</p> <p>Rigatoni Pomodoro Main 9.95 \$</p>	<p>Lobster al Forno</p> <p>  5  2  </p> <p>Wines Beers Info</p> <table border="1"> <thead> <tr> <th>Name</th> <th>Type</th> <th>Rating</th> <th>More</th> </tr> </thead> <tbody> <tr> <td>Kung Fu Girl</td> <td>Riesling</td> <td>★★★★★</td> <td>></td> </tr> <tr> <td>Robert Mondavi Private Selection</td> <td>Chardonnay</td> <td>★★★★★</td> <td>></td> </tr> <tr> <td>Henkell Trocken Fine Sekt Dry</td> <td>Sparkling White</td> <td>★★★★★</td> <td>></td> </tr> <tr> <td>Ruffino</td> <td>Prosecco</td> <td>★★★★★</td> <td>></td> </tr> <tr> <td>Alois Lageder Porer</td> <td>Pinot Grigio</td> <td>★★★★★</td> <td>></td> </tr> </tbody> </table>	Name	Type	Rating	More	Kung Fu Girl	Riesling	★★★★★	>	Robert Mondavi Private Selection	Chardonnay	★★★★★	>	Henkell Trocken Fine Sekt Dry	Sparkling White	★★★★★	>	Ruffino	Prosecco	★★★★★	>	Alois Lageder Porer	Pinot Grigio	★★★★★	>
Name	Type	Rating	More																						
Kung Fu Girl	Riesling	★★★★★	>																						
Robert Mondavi Private Selection	Chardonnay	★★★★★	>																						
Henkell Trocken Fine Sekt Dry	Sparkling White	★★★★★	>																						
Ruffino	Prosecco	★★★★★	>																						
Alois Lageder Porer	Pinot Grigio	★★★★★	>																						

MENU ITEMS	WINE DETAILS
<p>Search  </p> <p>Turkey Milanese Main 13.5 \$</p> <p>Lamb Chops Scottadita Main 17.95 \$</p> <p>10-oz Bone-in Rib Steak Main 22.5 \$</p> <p>Lobster al Forno Main 23.95 \$</p> <p>Osso Buco Main 14.65 \$</p>	<p>←</p> <p>Name: Henkell Trocken Fine Sekt Dry</p> <p>Type / Variant: Sparkling White / White</p> <p>Country / Vintage: Germany / 2014</p> <p>Price (Glass): 6.6 \$</p> <p>Price (Bottle): 25.9 \$</p> <p>Rating by "Wine Spectator": 80 of 100 points</p> <p>Review:</p> <div style="border: 1px solid #ccc; padding: 5px; margin-top: 10px;"> <p>A creamy nose with brown mushroom, sugared donut and sweet corn husk</p> </div>