

# ChildHealthCare

## Story – Design Thinking

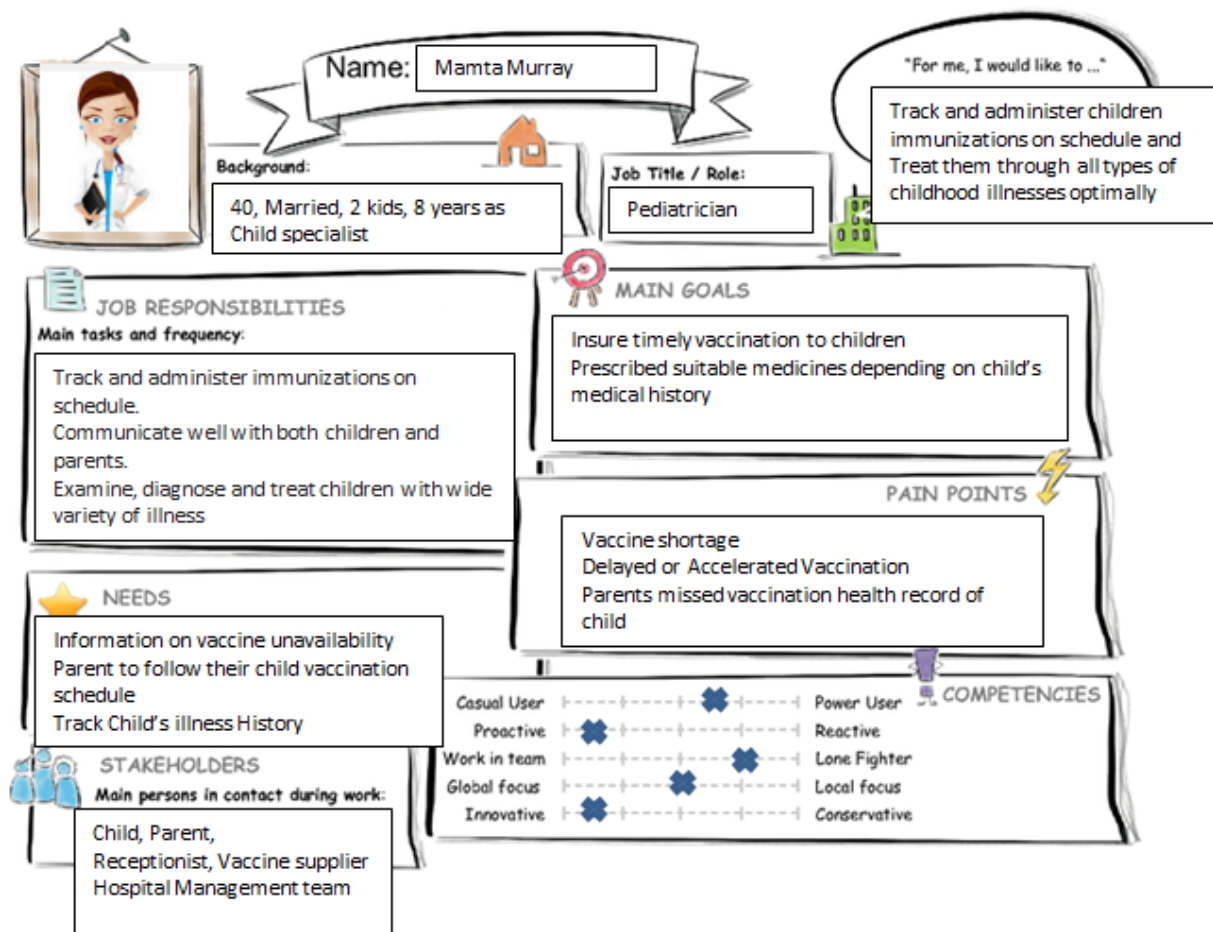
Millions children under the age of five die every year – but most could survive threats and thrive with access to simple, affordable interventions.

From one month to five years of age, the main causes of death are pneumonia, diarrhea, malaria and measles. Malnutrition is estimated to contribute to more than one third of all child deaths. Investing in strong health systems is a key to prevention and delivery of quality care.

Electronic Health Record system, ChildHealthCare, have the ability to track individual child's Immunization record, health problems and treatment over time, giving insight into optimal diagnosis and treatment of the individual child. This application is suitable for individual pediatric practitioner or Child care department in hospital

This application will be used to: \* Monitor and administrate Vaccination on time. \* Maintain immunization record to keep track of child's vaccinations. \* Make decision faster for Delayed/Accelerated Vaccination schedule. \* Make optimal treatment decision based on child health record history.

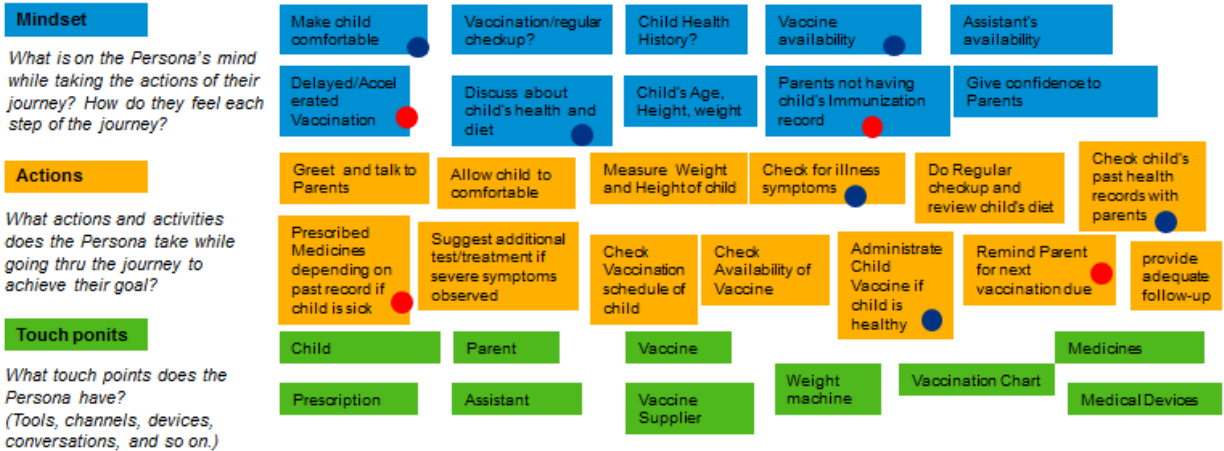
## Persona



# User Experience Journey

## Current User Experience Journey

Duration of the Journey: 20 min



## Point of View

Mamta, the Pediatrician needs a way to maintain children's Immunization record and health history so that she can treat children optimally and administrate Vaccinations on time

## Mockup








Design has 2 pages.

1. List Page, i.e. Master page listing all the child patients  
It also gives quick information about child's Vaccination status and Age.
2. Responsive page i.e. Page listing detailed information about selected child patient.

When child patient is selected from Master list, Detail page shows 'General Information' as default. Here first ICON TAB 'Information' is auto selected







First tab: Information

This shows 'General Information' of child patient like DOB, Address, Photo etc.

Patients	Patient Details
<div style="border: 1px solid #ccc; padding: 5px; margin-bottom: 5px;"> <input type="text" value="Search"/> </div> <div style="border: 1px solid #ccc; padding: 5px; margin-bottom: 5px;">           P1  <b>Jane Mill</b>      <b>11</b>  <small>Months</small>            Vaccination      <b>Delayed</b> </div> <div style="border: 1px solid #ccc; padding: 5px; margin-bottom: 5px;">           P2  <b>Ria Dove</b>      <b>5</b>  <small>Years</small>            Vaccination      <b>On Time</b> </div> <div style="border: 1px solid #ccc; padding: 5px;">           P3  <b>Sam S</b>      <b>1.5</b>  <small>Years</small>            Vaccination      <b>Accelerated</b> </div>	<div style="text-align: center; font-weight: bold; margin-bottom: 10px;">Jane Mill</div> <div style="display: flex; justify-content: space-around; margin-bottom: 10px;"> <div style="text-align: center;"> Information</div> <div style="text-align: center;"> Notes</div> <div style="text-align: center;"> EMR</div> <div style="text-align: center;"> Vaccination...</div> <div style="text-align: center;"> Attachments</div> <div style="text-align: center;"> Charts</div> </div> <div style="border-bottom: 1px solid #ccc; padding-bottom: 10px;"> <b>General Information</b> <p>Date of Birth: Mon May 04 2015            Address: A Building, UK            Parent Name: Janice Mill            Relationship: Mother            Vaccination: Delayed            Age: 11 Months</p>  </div>

Second tab: Notes

Here Pediatrician can note down child's illness symptoms and advice medicine accordingly. This record can be added to EMR (Next Tab) to maintain health record using 'Add to EMR' button. Print option is also available to issue a prescription to child's parent.

Patients	Patient Details						
<div style="border: 1px solid #ccc; padding: 5px; margin-bottom: 5px;"> <input type="text" value="Search"/> </div> <div style="border: 1px solid #ccc; padding: 5px; margin-bottom: 5px;">           P1  <b>Jane Mill</b>      <b>11</b>  <small>Months</small>            Vaccination      <b>Delayed</b> </div> <div style="border: 1px solid #ccc; padding: 5px; margin-bottom: 5px;">           P2  <b>Ria Dove</b>      <b>5</b>  <small>Years</small>            Vaccination      <b>On Time</b> </div> <div style="border: 1px solid #ccc; padding: 5px;">           P3  <b>Sam S</b>      <b>1.5</b>  <small>Years</small>            Vaccination      <b>Accelerated</b> </div>	<div style="text-align: center; font-weight: bold; margin-bottom: 10px;">Jane Mill</div> <div style="display: flex; justify-content: space-around; margin-bottom: 10px;"> <div style="text-align: center;"> Information</div> <div style="text-align: center;"> <b>Notes</b></div> <div style="text-align: center;"> EMR</div> <div style="text-align: center;"> Vaccination ...</div> <div style="text-align: center;"> Attachments</div> <div style="text-align: center;"> Charts</div> </div> <div style="border-bottom: 1px solid #ccc; padding-bottom: 10px;"> <b>Prescription</b> <table style="width: 100%; border-collapse: collapse;"> <thead> <tr style="background-color: #f5f5f5;"> <th style="width: 60%;">Symptoms</th> <th style="width: 40%;">Medicine/Advice</th> </tr> </thead> <tbody> <tr> <td style="border: 1px solid #ccc; height: 20px;"></td> <td style="border: 1px solid #ccc; height: 20px;"></td> </tr> <tr> <td style="border: 1px solid #ccc; height: 20px;"></td> <td style="border: 1px solid #ccc; height: 20px;"></td> </tr> </tbody> </table> </div> <div style="margin-top: 10px;"> <span style="border: 1px solid #ccc; padding: 2px 5px; margin-right: 5px;">Add to EMR</span> <span style="border: 1px solid #ccc; padding: 2px 5px;">Print</span> </div>	Symptoms	Medicine/Advice				
Symptoms	Medicine/Advice						

Third tab: EMR

Child's past health records can be viewed here. This information will help pediatrician to diagnose child's sickness and suggest treatment accordingly. Download button to download 'Medical Records' is provided in Develop Challenge. (Check SAP WEB IDE Prototype).

Patients		Patient Details				
<input type="text" value="Search"/>		Jane Mill				
P1 Jane Mill Vaccination	11 Months Delayed					
		Medical Records				
P2 Ria Dove Vaccination	5 Years On Time	Date	Symptoms	Medicine		
		Thu Feb 11 2016	Mild fever	Fevego drops - 0.5 ml 3 times 3 days		
P3 Sam S Vaccination	1.5 Years Accelerated	Thu Feb 11 2016	Running nose	Sinerest drops - 0.5 ml 3 times 3 days		
		Fri Jan 01 2016	Wet Cough	Kofarest - 2 drops 3 times 3 days		

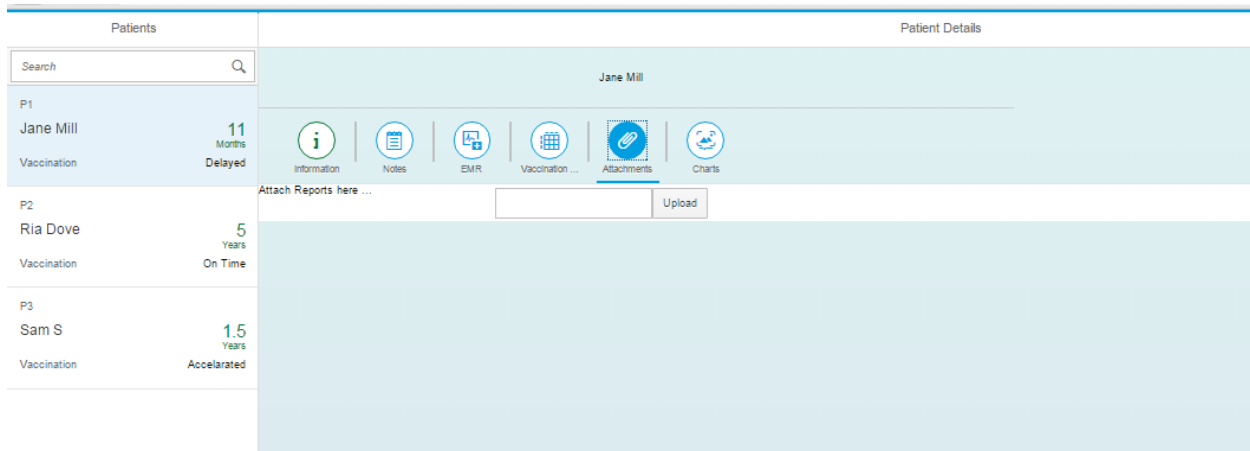
Fourth tab: Vaccination Chart

Child's Vaccination information is maintained here. Chart will help to track child's vaccination status. Child's Vaccination date can be updated using 'Update Vaccination Date' button. This Button and date picker for Vaccination date is added in SAP WEB IDE prototype

Patients		Patient Details			
<input type="text" value="Search"/>		Jane Mill			
P1 Jane Mill Vaccination	11 Months Delayed				
		Vaccination Chart			
P2 Ria Dove Vaccination	5 Years On Time	Age	Vaccination	Due Date	Vaccination Date
		AT BIRTH	HEP B VACCINE -I	<input type="text" value="Mon May 04 2015"/>	<input type="text" value="Mon May 04 2015"/>
P3 Sam S Vaccination	1.5 Years Accelerated	AT BIRTH	ORAL PV 0 DOSE	<input type="text" value="Mon May 04 2015"/>	<input type="text" value="Mon May 04 2015"/>
		BIRTH TO 8 WK	BCG	<input type="text" value="Sat Jun 20 2015"/>	<input type="text" value="Mon May 04 2015"/>
		4-8 WEEKS	HEP B VACCINE -II	<input type="text" value="Sat Jun 20 2015"/>	<input type="text" value="Tue Jun 30 2015"/>
		8 WEEKS	DPT-I OPV-I	<input type="text" value="Sat Jun 20 2015"/>	<input type="text" value="Tue Jun 30 2015"/>
		10 WK	DPT-II OPV-II HEP B VACCINE I...	<input type="text" value="Mon Jul 20 2015"/>	<input type="text" value="Thu Aug 20 2015"/>
		14 WEEKS	DPT-III OPV-III HEP B VACCIN...	<input type="text" value="Thu Aug 20 2015"/>	<input type="text" value="Sun Sep 20 2015"/>
		24 WEEKS	HEP B VACCINE III*	<input type="text" value="Wed Nov 04 2015"/>	<input type="text"/>
		9-12MTHS	OPV-IV MEASLES	<input type="text"/>	<input type="text"/>

Fifth tab: Attachments

Child's Medical reports can be found and uploaded here.



Sixth tab: Charts

Charts tab can have different informative charts to look for progress of child. For example, Handy Weight and Height charts for different age of children can be useful to quickly track health progress of child



Design link:

[https://standard.experiencesplash.com:443/api/projects/0effc44e3b1bb4f70ba2e6f3/prototype/snapshot/latest/index.html#/1457603620114\\_S0](https://standard.experiencesplash.com:443/api/projects/0effc44e3b1bb4f70ba2e6f3/prototype/snapshot/latest/index.html#/1457603620114_S0)

## Study

<https://standard.experiencesplash.com/home/projects/0effc44e3b1bb4f70ba2e6f3/research/participant/987633dcb87a29ba0bb299bd>

## Develop Challenge Components:

SAP Web IDE App Prototype-> YouTube Link: <https://youtu.be/KYxRd2il0ho>